

Signify Classified - Internal
Cooper Lighting Solutions Photometric Lab
1121 Highway 74 South
Peachtree City, GA 30269



Scaled data based on original data using
LM-79-08 Approved Method: Electrical and Photometric Measurements of Solid-
State Lighting Products

Test Report Prepared for
Cooper Lighting Solutions
(formerly Eaton)

Brand: McGRAW-EDISON

Report Number: P316100

Luminaire Tested: **GLEON-SA6D-727-U-5WQ**

Issue Date: 3/3/2020

Test Information

Test Method: LM-79-08
Report Number: P316100
TEST IS SCALED FROM IESNA LM-79-08 TEST DATA (G2-1903-205-2)
Test Lab: INNOVATION CENTER
Issue Date: 3/3/2020
Manufacturer: COOPER LIGHTING SOLUTIONS (FORMERLY EATON)
Product Line: McGRAW-EDISON
Catalog Number: GLEON-SA6D-727-U-5WQ
Description: GALLEON AREA AND ROADWAY LUMINAIRE
(6) 70 CRI, 2700K, 1200mA LIGHTSQUARES WITH 16 LEDS EACH AND TYPE V WIDE OPTICS
Light Source: -
Ballast/Driver: ELECTRONIC DRIVER

Summary

Lumens per Lamp: N/A
Luminaire Lumens: 40879 lumens
Efficiency: N/A
Efficacy: 107.0 lumens/watt
Luminous Opening: Rectangular (W 1.5' x L: 1' x H: 0')
IES Classification: Type V - Short
BUG Rating: B5 - U0 - G4

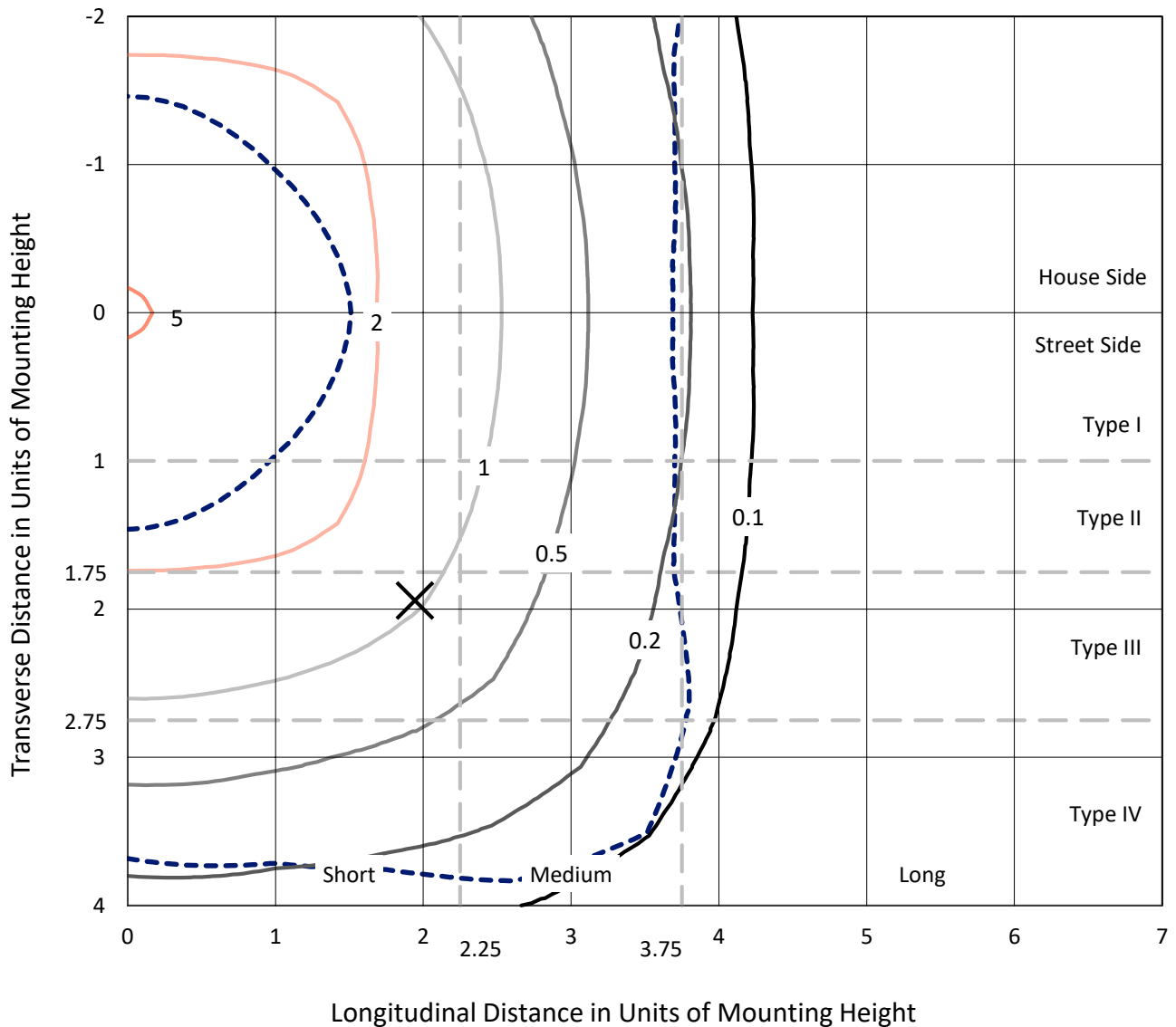
Input Watts (W): 382
Input Voltage (V): NR
Input Current (Ain): NR
Voltage Rise (V): NR
Power Factor: NR
Total Harmonic Distortion (THDi): NR
Frequency (hertz): 60
Stabilization Time: NR
Operation Time: NR
Ambient Temperature (°C): NR
Test Distance: 24 FT



REPORT NUMBER: P316100
 CATALOG NUMBER: GLEON-SA6D-727-U-5WQ

Iso-Footcandle Lines of Horizontal Illumination

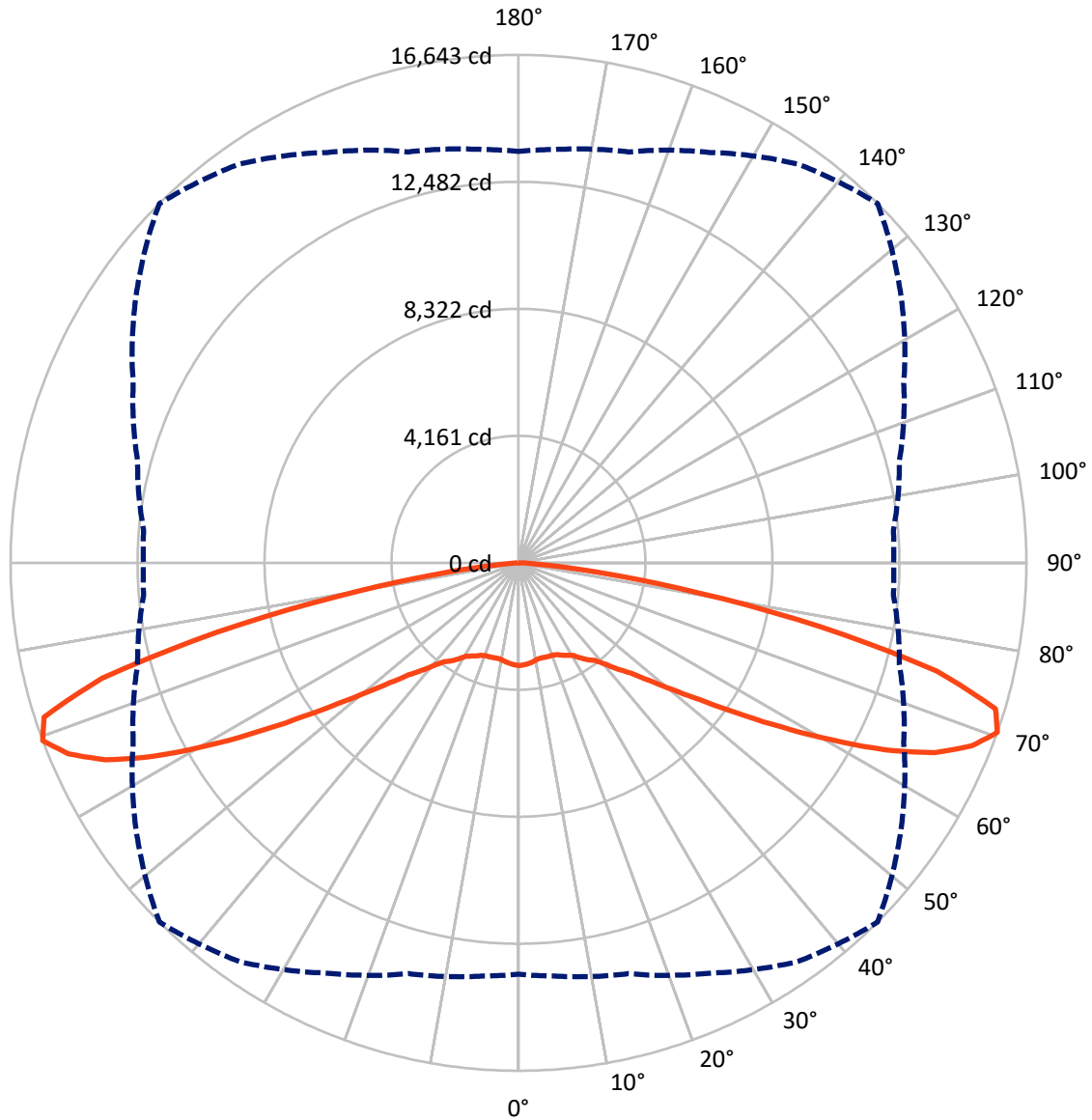
✕ Max cd
 - - - 1/2 Max cd



Based on 25 foot mounting height. Maximum calculated value = 5.4 fc
 Type V - Short - N/A

REPORT NUMBER: P316100
CATALOG NUMBER: GLEON-SA6D-727-U-5WQ

Luminous Intensity Polar Plot



— Vertical Plane Through 45-Deg Lateral - - - Horizontal Cone Through 70-Deg Vertical

REPORT NUMBER: P316100
 CATALOG NUMBER: GLEON-SA6D-727-U-5WQ

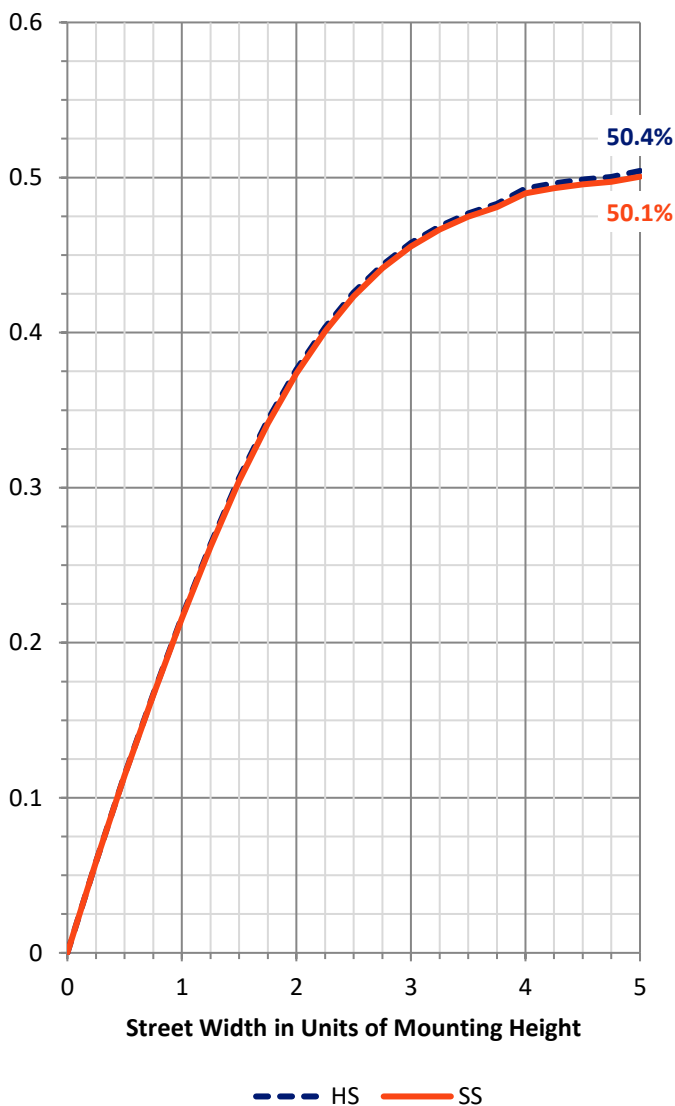
FLUX DISTRIBUTION:

| | | Downward | Upward | Total |
|--------------------|-----------|----------|--------|---------|
| House Side | Lumens | 20439.5 | 0.0 | 20439.5 |
| | % Fixture | 50.0 | 0.0 | 50.0 |
| Street Side | Lumens | 20439.5 | 0.0 | 20439.5 |
| | % Fixture | 50.0 | 0.0 | 50.0 |
| Total | Lumens | 40879.0 | 0.0 | 40879.0 |
| | % Fixture | 100.0 | 0.0 | 100.0 |

ZONAL LUMENS:

| Zone | Lumens | % Fixture |
|-----------|---------|-----------|
| 0°-10° | 314.0 | 0.8 |
| 10°-20° | 917.2 | 2.2 |
| 20°-30° | 1563.8 | 3.8 |
| 30°-40° | 2443.5 | 6.0 |
| 40°-50° | 4141.2 | 10.1 |
| 50°-60° | 7551.8 | 18.5 |
| 60°-70° | 13001.0 | 31.8 |
| 70°-80° | 10190.7 | 24.9 |
| 80°-90° | 755.6 | 1.8 |
| 90°-100° | 0.0 | 0.0 |
| 100°-110° | 0.0 | 0.0 |
| 110°-120° | 0.0 | 0.0 |
| 120°-130° | 0.0 | 0.0 |
| 130°-140° | 0.0 | 0.0 |
| 140°-150° | 0.0 | 0.0 |
| 150°-160° | 0.0 | 0.0 |
| 160°-170° | 0.0 | 0.0 |
| 170°-180° | 0.0 | 0.0 |
| 0°-90° | 40879.0 | 100.0 |
| 0°-180° | 40879.0 | 100.0 |

Coefficient of Utilization



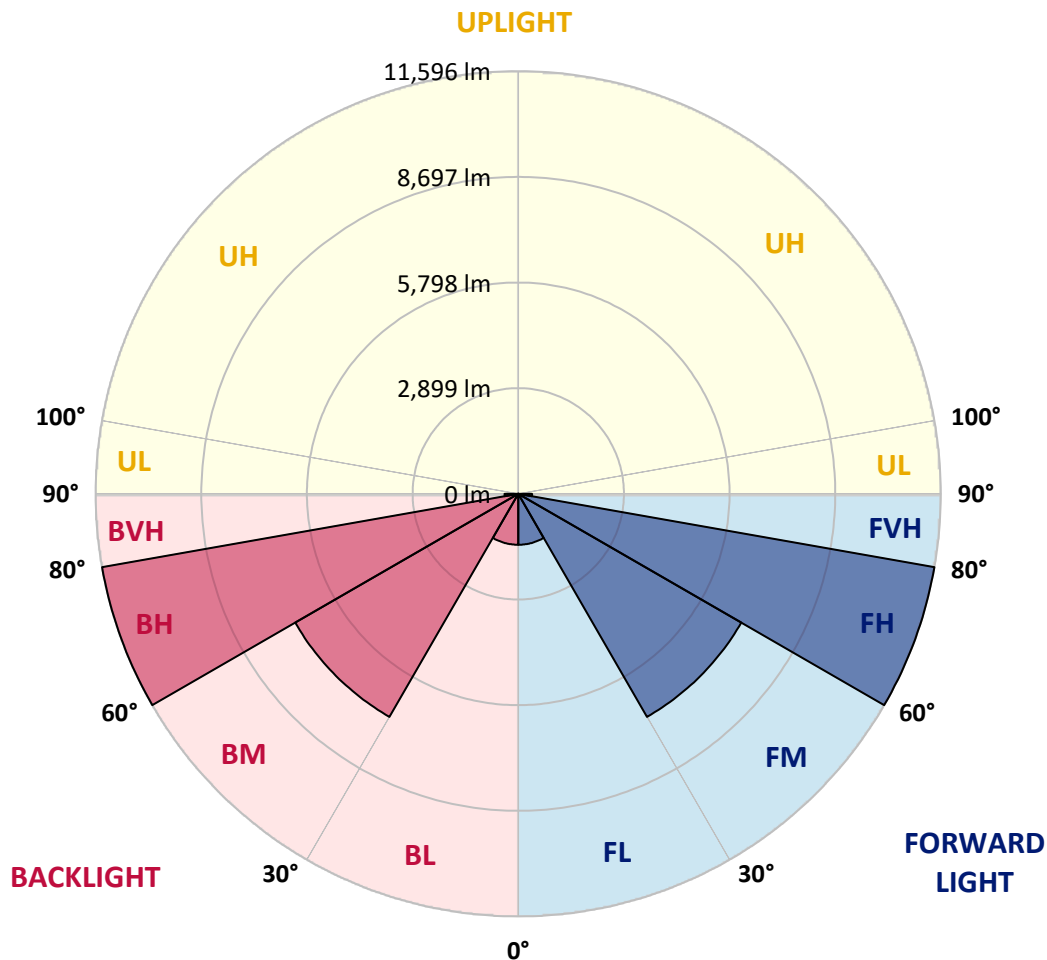
REPORT NUMBER: P316100
 CATALOG NUMBER: GLEON-SA6D-727-U-5WQ

LUMINAIRE CLASSIFICATION SYSTEM LUMEN TABLE AND BUG RATING:

| Zone | Lumens | % Fixture | Zone Rating/Lumen Limit | | |
|----------------|---------|-----------|-------------------------|------|----------|
| | | | B | U | G |
| FL (0°-30°) | 1397.5 | 3.4 | | | |
| FM (30°-60°) | 7068.3 | 17.3 | | | |
| FH (60°-80°) | 11595.9 | 28.4 | | | G4/12000 |
| FVH (80°-90°) | 377.8 | 0.9 | | | G3/500 |
| BL (0°-30°) | 1397.5 | 3.4 | B3/2500 | | |
| BM (30°-60°) | 7068.3 | 17.3 | B4/8500 | | |
| BH (60°-80°) | 11595.9 | 28.4 | B5 | | G4/12000 |
| BVH (80°-90°) | 377.8 | 0.9 | | | G3/500 |
| UL (90°-100°) | 0.0 | 0.0 | | U0/0 | |
| UH (100°-180°) | 0.0 | 0.0 | | U0/0 | |

BUG Rating: B5-U0-G4

Type V Short





REPORT NUMBER: P316100

CATALOG NUMBER: GLEON-SA6D-727-U-5WQ

CANDELA DISTRIBUTION (FULL):

| | 0° | 5° | 15° | 25° | 35° | 45° | 55° | 65° | 75° | 85° | 90° |
|-------|---------|---------|---------|---------|---------|---------|---------|---------|---------|---------|---------|
| 0° | 3364.3 | 3364.3 | 3364.3 | 3364.3 | 3364.3 | 3364.3 | 3364.3 | 3364.3 | 3364.3 | 3364.3 | 3364.3 |
| 2.5° | 3349.5 | 3353.5 | 3349.5 | 3352.2 | 3345.4 | 3348.1 | 3348.1 | 3348.1 | 3346.8 | 3348.1 | 3345.4 |
| 5° | 3319.7 | 3322.4 | 3317.0 | 3319.7 | 3315.7 | 3319.7 | 3321.1 | 3319.7 | 3317.0 | 3318.4 | 3313.0 |
| 7.5° | 3275.1 | 3277.8 | 3273.7 | 3277.8 | 3272.4 | 3279.2 | 3277.8 | 3273.7 | 3269.7 | 3269.7 | 3264.3 |
| 10° | 3250.8 | 3252.1 | 3241.3 | 3237.2 | 3225.1 | 3227.8 | 3231.8 | 3235.9 | 3239.9 | 3248.1 | 3246.7 |
| 12.5° | 3252.1 | 3252.1 | 3235.9 | 3218.3 | 3200.7 | 3204.8 | 3211.5 | 3226.4 | 3242.6 | 3257.5 | 3258.9 |
| 15° | 3265.6 | 3264.3 | 3239.9 | 3211.5 | 3199.4 | 3211.5 | 3215.6 | 3225.1 | 3250.8 | 3276.5 | 3277.8 |
| 17.5° | 3275.1 | 3275.1 | 3237.2 | 3204.8 | 3203.4 | 3222.4 | 3221.0 | 3225.1 | 3253.5 | 3291.3 | 3292.7 |
| 20° | 3292.7 | 3292.7 | 3244.0 | 3208.8 | 3208.8 | 3229.1 | 3230.5 | 3237.2 | 3265.6 | 3307.6 | 3314.3 |
| 22.5° | 3331.9 | 3333.2 | 3281.9 | 3253.5 | 3256.2 | 3268.3 | 3272.4 | 3283.2 | 3308.9 | 3354.9 | 3363.0 |
| 25° | 3387.3 | 3390.0 | 3337.3 | 3321.1 | 3330.5 | 3353.5 | 3350.8 | 3358.9 | 3387.3 | 3432.0 | 3440.1 |
| 27.5° | 3464.4 | 3457.7 | 3409.0 | 3402.2 | 3411.7 | 3427.9 | 3426.5 | 3427.9 | 3450.9 | 3491.5 | 3500.9 |
| 30° | 3564.5 | 3561.8 | 3526.6 | 3530.7 | 3526.6 | 3521.2 | 3522.6 | 3533.4 | 3545.5 | 3578.0 | 3587.5 |
| 32.5° | 3661.8 | 3664.5 | 3642.9 | 3663.2 | 3692.9 | 3713.2 | 3682.1 | 3652.4 | 3638.8 | 3656.4 | 3664.5 |
| 35° | 3837.6 | 3844.4 | 3810.6 | 3797.1 | 3837.6 | 3897.1 | 3809.2 | 3760.6 | 3787.6 | 3810.6 | 3817.3 |
| 37.5° | 4136.5 | 4140.5 | 4083.7 | 4029.6 | 3999.9 | 4056.7 | 3968.8 | 3972.9 | 4067.5 | 4110.8 | 4109.4 |
| 40° | 4477.2 | 4478.6 | 4440.7 | 4393.4 | 4342.0 | 4355.5 | 4320.4 | 4331.2 | 4393.4 | 4432.6 | 4443.4 |
| 42.5° | 4882.9 | 4878.8 | 4819.3 | 4751.7 | 4736.9 | 4750.4 | 4690.9 | 4682.8 | 4754.4 | 4824.8 | 4826.1 |
| 45° | 5408.9 | 5399.5 | 5322.4 | 5248.0 | 5176.3 | 5146.6 | 5131.7 | 5170.9 | 5269.6 | 5334.5 | 5335.9 |
| 47.5° | 5975.5 | 5949.8 | 5909.2 | 5849.7 | 5787.5 | 5757.8 | 5733.5 | 5752.4 | 5824.1 | 5849.7 | 5852.4 |
| 50° | 6558.3 | 6563.7 | 6571.8 | 6548.8 | 6525.9 | 6516.4 | 6452.8 | 6416.3 | 6438.0 | 6390.6 | 6383.9 |
| 52.5° | 7249.3 | 7260.1 | 7338.6 | 7404.8 | 7444.0 | 7464.3 | 7344.0 | 7218.2 | 7147.9 | 7055.9 | 7028.9 |
| 55° | 8064.7 | 8082.3 | 8197.2 | 8381.1 | 8570.4 | 8670.5 | 8452.8 | 8217.5 | 7999.8 | 7828.1 | 7772.6 |
| 57.5° | 8973.4 | 9004.5 | 9162.7 | 9515.6 | 9903.7 | 10140.4 | 9772.6 | 9345.3 | 8924.7 | 8677.3 | 8634.0 |
| 60° | 10039.0 | 10068.7 | 10287.8 | 10793.5 | 11422.3 | 11777.9 | 11220.8 | 10521.7 | 9998.4 | 9761.7 | 9682.0 |
| 62.5° | 11307.3 | 11310.0 | 11579.1 | 12170.1 | 13000.3 | 13495.3 | 12740.7 | 11806.3 | 11266.8 | 10981.5 | 10904.4 |
| 65° | 12671.7 | 12678.5 | 12957.1 | 13595.3 | 14454.0 | 14992.2 | 14140.3 | 13166.7 | 12506.8 | 12086.2 | 12026.7 |
| 67.5° | 13635.9 | 13664.3 | 13957.7 | 14725.8 | 15529.0 | 16014.5 | 15132.8 | 14032.1 | 13269.4 | 12767.8 | 12717.7 |
| 70° | 13481.7 | 13592.6 | 13937.4 | 14834.0 | 15950.9 | 16643.2 | 15293.7 | 13929.3 | 12923.3 | 12331.0 | 12289.1 |
| 72.5° | 11757.6 | 11969.9 | 12429.7 | 13606.1 | 15392.4 | 16345.8 | 14416.1 | 12475.7 | 11337.1 | 10832.7 | 10757.0 |
| 75° | 8006.6 | 8351.4 | 9045.1 | 10742.1 | 13150.4 | 14152.4 | 12136.3 | 9947.0 | 8876.0 | 8178.3 | 8126.9 |
| 77.5° | 3569.9 | 3648.3 | 4527.3 | 6481.2 | 9074.8 | 10163.4 | 8817.9 | 6506.9 | 4884.3 | 3895.8 | 3687.5 |
| 80° | 995.2 | 1007.4 | 1344.1 | 2413.7 | 4542.1 | 5971.4 | 4876.1 | 2535.4 | 1425.3 | 1004.7 | 946.6 |
| 82.5° | 316.4 | 343.5 | 419.2 | 626.1 | 1526.7 | 2724.7 | 1567.2 | 676.1 | 481.4 | 384.0 | 346.2 |
| 85° | 154.2 | 152.8 | 212.3 | 254.2 | 389.4 | 603.1 | 415.1 | 313.7 | 274.5 | 182.6 | 165.0 |
| 87.5° | 64.9 | 66.3 | 98.7 | 89.2 | 113.6 | 97.4 | 133.9 | 140.6 | 147.4 | 81.1 | 70.3 |
| 90° | 0.0 | 0.0 | 0.0 | 0.0 | 0.0 | 0.0 | 0.0 | 0.0 | 0.0 | 0.0 | 0.0 |

Signify Classified - Internal
Cooper Lighting Solutions Photometric Lab
1121 Highway 74 South
Peachtree City, GA 30269



LM-79-2008: Approved Method: Electrical and Photometric Measurements of Solid-
State Lighting Products

Report Prepared for

Cooper Lighting Solutions

McGRAW-EDISON

Report Number: SP1-1908-441-1-R4

Test Date: 08/20/2019

Luminaire Tested: SA1C-727-U-5WQ

Test Information

Test Method: LM-79-2008
 Report Number: SP1-1908-441-1-R4
 Test Lab: COOPER LIGHTING SOLUTIONS
 Photometer: SP1 - 76IN SPHERE
 Measurement Geometry: 4π
 Issue Date: 10/28/2024
 Manufacturer: COOPER LIGHTING SOLUTIONS
 Product Line: McGRAW-EDISON
 Catalog Number: **SA1C-727-U-5WQ**
 Description: McGRAW EDISON ROADWAY AND AREA LUMINAIRE

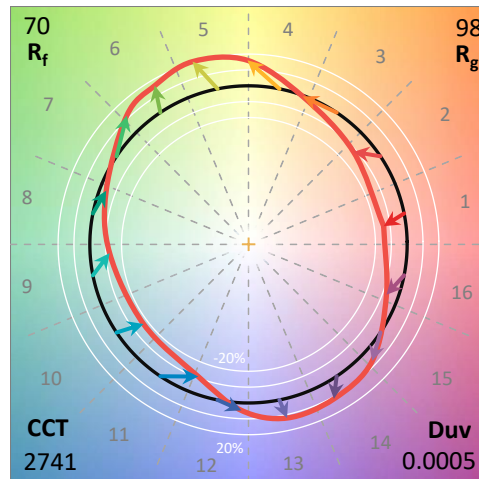
THIS IS A REVISION OF SP1-1908-441-1-R3. TO UPDATE THE CATALOG NUMBER.TESTED IN
 SITU. (1) 70 CRI, 2700K, 1050MA LIGHTSQUARE WITH 16 LEDS AND TYPE V WIDE OPTICS.

Spectral Parameters

CCT (K): 2741
 CIE u': 0.2605
 CIE v': 0.5272
 Duv: 0.0005
 CIE x: 0.4573
 CIE y: 0.4113
 CIE z: 0.1313
 Peak Wavelength (nm): 602
 Dominant Wavelength (nm): 583
 Purity: 61.2

| | | | |
|-----------|------|------|-------|
| CRI (Ra): | 71.5 | | |
| R1: | 69.2 | R9: | -16.1 |
| R2: | 79.4 | R10: | 51.4 |
| R3: | 87.8 | R11: | 63.1 |
| R4: | 69.4 | R12: | 42.0 |
| R5: | 66.4 | R13: | 70.2 |
| R6: | 69.8 | R14: | 92.4 |
| R7: | 79.8 | | |
| R8: | 50.1 | | |

Rf: 69.9
 Rg: 98.3



Test Conditions

Stabilization Time: 56M
 Operation Time: 12H
 Room Temperature (°C) / RH%: 25.3./42%
 Sphere Temperature (°C): 25.7

REPORT NUMBER: SP1-1908-441-1-R4

| Measurement and Test Equipment | | | |
|--------------------------------|-----------------------|------------------|----------------------|
| Instrument | Identification Number | Calibration Date | Calibration Due Date |
| Photometer | IN0058 | 6/28/2019 | 12/28/2019 |
| Power Meter | IN0071 | 12/5/2018 | 12/5/2019 |
| AC Power Source | IN0063 | 12/5/2018 | 12/5/2019 |
| DC Power Source | IN0208 | 12/5/2018 | 12/5/2019 |
| Sphere Thermometer | IN0085 | 12/5/2018 | 12/5/2019 |
| Room Thermometer | IN0046 | 12/5/2018 | 12/5/2019 |

REPORT NUMBER: SP1-1908-441-1-R4

CIE 1931 Chromaticity Diagram



CIE 1931 Chromaticity Diagram with 2017 ANSI 7-Step and 4-Step Quadrangles



Point lies inside the ANSI 2700K 4-step quadrangle

REPORT NUMBER: SP1-1908-441-1-R4

Photopic Flux vs. Wavelength



Photopic Lumens: 6211.7

| λ (nm) | Power ($\mu\text{W}/\text{nm}$) | Lumens (ϕ/nm) | λ (nm) | Power ($\mu\text{W}/\text{nm}$) | Lumens (ϕ/nm) | λ (nm) | Power ($\mu\text{W}/\text{nm}$) | Lumens (ϕ/nm) | λ (nm) | Power ($\mu\text{W}/\text{nm}$) | Lumens (ϕ/nm) | λ (nm) | Power ($\mu\text{W}/\text{nm}$) | Lumens (ϕ/nm) |
|----------------|-----------------------------------|-----------------------------|----------------|-----------------------------------|-----------------------------|----------------|-----------------------------------|-----------------------------|----------------|-----------------------------------|-----------------------------|----------------|-----------------------------------|-----------------------------|
| 360 | 2044 | 0.0 | 490 | 7179 | 1.0 | 620 | 118034 | 30.7 | 750 | 8362 | 0.0 | 880 | 3128 | 0.0 |
| 365 | 2016 | 0.0 | 495 | 10476 | 1.9 | 625 | 111884 | 24.7 | 755 | 7635 | 0.0 | 885 | 3110 | 0.0 |
| 370 | 2020 | 0.0 | 500 | 15549 | 3.4 | 630 | 106119 | 19.2 | 760 | 6582 | 0.0 | 890 | 2632 | 0.0 |
| 375 | 2137 | 0.0 | 505 | 22477 | 6.3 | 635 | 99706 | 15.0 | 765 | 5777 | 0.0 | 895 | 2709 | 0.0 |
| 380 | 2046 | 0.0 | 510 | 30417 | 10.4 | 640 | 92142 | 11.0 | 770 | 5474 | 0.0 | 900 | 2016 | 0.0 |
| 385 | 1925 | 0.0 | 515 | 39274 | 16.3 | 645 | 84987 | 8.2 | 775 | 4977 | 0.0 | 905 | 1748 | 0.0 |
| 390 | 1893 | 0.0 | 520 | 47282 | 22.9 | 650 | 78016 | 5.7 | 780 | 4723 | 0.0 | 910 | 2046 | 0.0 |
| 395 | 1695 | 0.0 | 525 | 55413 | 29.7 | 655 | 71541 | 4.1 | 785 | 4219 | 0.0 | 915 | 1844 | 0.0 |
| 400 | 1633 | 0.0 | 530 | 62377 | 36.7 | 660 | 64863 | 2.7 | 790 | 3969 | 0.0 | 920 | 2734 | 0.0 |
| 405 | 2065 | 0.0 | 535 | 68520 | 42.5 | 665 | 58485 | 1.9 | 795 | 4122 | 0.0 | 925 | 2307 | 0.0 |
| 410 | 3449 | 0.0 | 540 | 73435 | 47.8 | 670 | 51641 | 1.1 | 800 | 2864 | 0.0 | 930 | 2039 | 0.0 |
| 415 | 7117 | 0.0 | 545 | 78677 | 52.4 | 675 | 46030 | 0.8 | 805 | 3151 | 0.0 | 935 | 1784 | 0.0 |
| 420 | 13992 | 0.0 | 550 | 83331 | 56.6 | 680 | 40590 | 0.5 | 810 | 3022 | 0.0 | 940 | 2464 | 0.0 |
| 425 | 25176 | 0.1 | 555 | 89120 | 60.9 | 685 | 35691 | 0.3 | 815 | 3471 | 0.0 | 945 | 2794 | 0.0 |
| 430 | 38151 | 0.3 | 560 | 94613 | 64.3 | 690 | 31631 | 0.2 | 820 | 2749 | 0.0 | 950 | 3090 | 0.0 |
| 435 | 49673 | 0.6 | 565 | 99818 | 66.4 | 695 | 27437 | 0.1 | 825 | 2729 | 0.0 | 955 | 1866 | 0.0 |
| 440 | 57273 | 0.9 | 570 | 106526 | 69.3 | 700 | 24589 | 0.1 | 830 | 2282 | 0.0 | 960 | 3110 | 0.0 |
| 445 | 54802 | 1.1 | 575 | 111610 | 69.4 | 705 | 21832 | 0.0 | 835 | 3140 | 0.0 | 965 | 3880 | 0.0 |
| 450 | 39184 | 1.0 | 580 | 117163 | 69.6 | 710 | 19500 | 0.0 | 840 | 2365 | 0.0 | 970 | 3243 | 0.0 |
| 455 | 22506 | 0.8 | 585 | 122201 | 67.9 | 715 | 17870 | 0.0 | 845 | 3024 | 0.0 | 975 | 2014 | 0.0 |
| 460 | 13692 | 0.6 | 590 | 125662 | 65.0 | 720 | 15924 | 0.0 | 850 | 2510 | 0.0 | 980 | 1688 | 0.0 |
| 465 | 9446 | 0.5 | 595 | 127415 | 60.4 | 725 | 14268 | 0.0 | 855 | 2739 | 0.0 | 985 | 2827 | 0.0 |
| 470 | 6698 | 0.4 | 600 | 129155 | 55.7 | 730 | 12438 | 0.0 | 860 | 3515 | 0.0 | 990 | 4172 | 0.0 |
| 475 | 5328 | 0.4 | 605 | 128057 | 49.6 | 735 | 11255 | 0.0 | 865 | 3600 | 0.0 | 995 | 3177 | 0.0 |
| 480 | 5081 | 0.5 | 610 | 126031 | 43.3 | 740 | 9951 | 0.0 | 870 | 3609 | 0.0 | 1000 | 3241 | 0.0 |
| 485 | 5579 | 0.7 | 615 | 123059 | 37.1 | 745 | 8870 | 0.0 | 875 | 3208 | 0.0 | | | |

REPORT NUMBER: SP1-1908-441-1-R4

Scotopic Flux vs. Wavelength



Scotopic Lumens: 6474.3

S/P: 1.04

| λ (nm) | Power (µW/nm) | Lumens (φ/nm) | λ (nm) | Power (µW/nm) | Lumens (φ/nm) | λ (nm) | Power (µW/nm) | Lumens (φ/nm) | λ (nm) | Power (µW/nm) | Lumens (φ/nm) | λ (nm) | Power (µW/nm) | Lumens (φ/nm) |
|--------|---------------|---------------|--------|---------------|---------------|--------|---------------|---------------|--------|---------------|---------------|--------|---------------|---------------|
| 360 | 2044 | 0.0 | 490 | 7179 | 6.0 | 620 | 118034 | 0.1 | 750 | 8362 | 0.0 | 880 | 3128 | 0.0 |
| 365 | 2016 | 0.0 | 495 | 10476 | 8.6 | 625 | 111884 | 0.1 | 755 | 7635 | 0.0 | 885 | 3110 | 0.0 |
| 370 | 2020 | 0.0 | 500 | 15549 | 12.5 | 630 | 106119 | 0.0 | 760 | 6582 | 0.0 | 890 | 2632 | 0.0 |
| 375 | 2137 | 0.0 | 505 | 22477 | 17.3 | 635 | 99706 | 0.0 | 765 | 5777 | 0.0 | 895 | 2709 | 0.0 |
| 380 | 2046 | 0.0 | 510 | 30417 | 21.8 | 640 | 92142 | 0.0 | 770 | 5474 | 0.0 | 900 | 2016 | 0.0 |
| 385 | 1925 | 0.0 | 515 | 39274 | 25.7 | 645 | 84987 | 0.0 | 775 | 4977 | 0.0 | 905 | 1748 | 0.0 |
| 390 | 1893 | 0.0 | 520 | 47282 | 27.5 | 650 | 78016 | 0.0 | 780 | 4723 | 0.0 | 910 | 2046 | 0.0 |
| 395 | 1695 | 0.0 | 525 | 55413 | 28.1 | 655 | 71541 | 0.0 | 785 | 4219 | 0.0 | 915 | 1844 | 0.0 |
| 400 | 1633 | 0.0 | 530 | 62377 | 27.0 | 660 | 64863 | 0.0 | 790 | 3969 | 0.0 | 920 | 2734 | 0.0 |
| 405 | 2065 | 0.0 | 535 | 68520 | 24.7 | 665 | 58485 | 0.0 | 795 | 4122 | 0.0 | 925 | 2307 | 0.0 |
| 410 | 3449 | 0.1 | 540 | 73435 | 21.5 | 670 | 51641 | 0.0 | 800 | 2864 | 0.0 | 930 | 2039 | 0.0 |
| 415 | 7117 | 0.5 | 545 | 78677 | 18.3 | 675 | 46030 | 0.0 | 805 | 3151 | 0.0 | 935 | 1784 | 0.0 |
| 420 | 13992 | 1.6 | 550 | 83331 | 15.0 | 680 | 40590 | 0.0 | 810 | 3022 | 0.0 | 940 | 2464 | 0.0 |
| 425 | 25176 | 3.9 | 555 | 89120 | 12.0 | 685 | 35691 | 0.0 | 815 | 3471 | 0.0 | 945 | 2794 | 0.0 |
| 430 | 38151 | 8.1 | 560 | 94613 | 9.3 | 690 | 31631 | 0.0 | 820 | 2749 | 0.0 | 950 | 3090 | 0.0 |
| 435 | 49673 | 13.3 | 565 | 99818 | 7.0 | 695 | 27437 | 0.0 | 825 | 2729 | 0.0 | 955 | 1866 | 0.0 |
| 440 | 57273 | 19.1 | 570 | 106526 | 5.2 | 700 | 24589 | 0.0 | 830 | 2282 | 0.0 | 960 | 3110 | 0.0 |
| 445 | 54802 | 21.6 | 575 | 111610 | 3.7 | 705 | 21832 | 0.0 | 835 | 3140 | 0.0 | 965 | 3880 | 0.0 |
| 450 | 39184 | 18.1 | 580 | 117163 | 2.6 | 710 | 19500 | 0.0 | 840 | 2365 | 0.0 | 970 | 3243 | 0.0 |
| 455 | 22506 | 11.8 | 585 | 122201 | 1.8 | 715 | 17870 | 0.0 | 845 | 3024 | 0.0 | 975 | 2014 | 0.0 |
| 460 | 13692 | 8.1 | 590 | 125662 | 1.2 | 720 | 15924 | 0.0 | 850 | 2510 | 0.0 | 980 | 1688 | 0.0 |
| 465 | 9446 | 6.2 | 595 | 127415 | 0.8 | 725 | 14268 | 0.0 | 855 | 2739 | 0.0 | 985 | 2827 | 0.0 |
| 470 | 6698 | 4.8 | 600 | 129155 | 0.5 | 730 | 12438 | 0.0 | 860 | 3515 | 0.0 | 990 | 4172 | 0.0 |
| 475 | 5328 | 4.1 | 605 | 128057 | 0.4 | 735 | 11255 | 0.0 | 865 | 3600 | 0.0 | 995 | 3177 | 0.0 |
| 480 | 5081 | 4.1 | 610 | 126031 | 0.2 | 740 | 9951 | 0.0 | 870 | 3609 | 0.0 | 1000 | 3241 | 0.0 |
| 485 | 5579 | 4.6 | 615 | 123059 | 0.1 | 745 | 8870 | 0.0 | 875 | 3208 | 0.0 | | | |

REPORT NUMBER: SP1-1908-441-1-R4

Melanopic Flux vs. Wavelength



Melanopic Lumens: 2145.7 M/P: 0.35

| λ (nm) | Power ($\mu\text{W}/\text{nm}$) | Lumens (ϕ/nm) | λ (nm) | Power ($\mu\text{W}/\text{nm}$) | Lumens (ϕ/nm) | λ (nm) | Power ($\mu\text{W}/\text{nm}$) | Lumens (ϕ/nm) | λ (nm) | Power ($\mu\text{W}/\text{nm}$) | Lumens (ϕ/nm) | λ (nm) | Power ($\mu\text{W}/\text{nm}$) | Lumens (ϕ/nm) |
|----------------|-----------------------------------|-----------------------------|----------------|-----------------------------------|-----------------------------|----------------|-----------------------------------|-----------------------------|----------------|-----------------------------------|-----------------------------|----------------|-----------------------------------|-----------------------------|
| 360 | 2044 | 0.0 | 490 | 7179 | 11.1 | 620 | 118034 | 1.5 | 750 | 8362 | 0.0 | 880 | 3128 | 0.0 |
| 365 | 2016 | 0.0 | 495 | 10476 | 16.9 | 625 | 111884 | 0.9 | 755 | 7635 | 0.0 | 885 | 3110 | 0.0 |
| 370 | 2020 | 0.0 | 500 | 15549 | 26.0 | 630 | 106119 | 0.6 | 760 | 6582 | 0.0 | 890 | 2632 | 0.0 |
| 375 | 2137 | 0.0 | 505 | 22477 | 38.2 | 635 | 99706 | 0.4 | 765 | 5777 | 0.0 | 895 | 2709 | 0.0 |
| 380 | 2046 | 0.0 | 510 | 30417 | 51.6 | 640 | 92142 | 0.2 | 770 | 5474 | 0.0 | 900 | 2016 | 0.0 |
| 385 | 1925 | 0.0 | 515 | 39274 | 65.1 | 645 | 84987 | 0.1 | 775 | 4977 | 0.0 | 905 | 1748 | 0.0 |
| 390 | 1893 | 0.0 | 520 | 47282 | 75.2 | 650 | 78016 | 0.1 | 780 | 4723 | 0.0 | 910 | 2046 | 0.0 |
| 395 | 1695 | 0.0 | 525 | 55413 | 82.9 | 655 | 71541 | 0.1 | 785 | 4219 | 0.0 | 915 | 1844 | 0.0 |
| 400 | 1633 | 0.0 | 530 | 62377 | 86.0 | 660 | 64863 | 0.0 | 790 | 3969 | 0.0 | 920 | 2734 | 0.0 |
| 405 | 2065 | 0.1 | 535 | 68520 | 85.4 | 665 | 58485 | 0.0 | 795 | 4122 | 0.0 | 925 | 2307 | 0.0 |
| 410 | 3449 | 0.2 | 540 | 73435 | 81.1 | 670 | 51641 | 0.0 | 800 | 2864 | 0.0 | 930 | 2039 | 0.0 |
| 415 | 7117 | 0.7 | 545 | 78677 | 75.4 | 675 | 46030 | 0.0 | 805 | 3151 | 0.0 | 935 | 1784 | 0.0 |
| 420 | 13992 | 2.3 | 550 | 83331 | 68.1 | 680 | 40590 | 0.0 | 810 | 3022 | 0.0 | 940 | 2464 | 0.0 |
| 425 | 25176 | 6.2 | 555 | 89120 | 60.9 | 685 | 35691 | 0.0 | 815 | 3471 | 0.0 | 945 | 2794 | 0.0 |
| 430 | 38151 | 13.0 | 560 | 94613 | 52.9 | 690 | 31631 | 0.0 | 820 | 2749 | 0.0 | 950 | 3090 | 0.0 |
| 435 | 49673 | 22.2 | 565 | 99818 | 44.8 | 695 | 27437 | 0.0 | 825 | 2729 | 0.0 | 955 | 1866 | 0.0 |
| 440 | 57273 | 32.0 | 570 | 106526 | 37.6 | 700 | 24589 | 0.0 | 830 | 2282 | 0.0 | 960 | 3110 | 0.0 |
| 445 | 54802 | 36.7 | 575 | 111610 | 30.4 | 705 | 21832 | 0.0 | 835 | 3140 | 0.0 | 965 | 3880 | 0.0 |
| 450 | 39184 | 30.4 | 580 | 117163 | 24.1 | 710 | 19500 | 0.0 | 840 | 2365 | 0.0 | 970 | 3243 | 0.0 |
| 455 | 22506 | 19.7 | 585 | 122201 | 18.7 | 715 | 17870 | 0.0 | 845 | 3024 | 0.0 | 975 | 2014 | 0.0 |
| 460 | 13692 | 13.2 | 590 | 125662 | 14.0 | 720 | 15924 | 0.0 | 850 | 2510 | 0.0 | 980 | 1688 | 0.0 |
| 465 | 9446 | 10.0 | 595 | 127415 | 10.2 | 725 | 14268 | 0.0 | 855 | 2739 | 0.0 | 985 | 2827 | 0.0 |
| 470 | 6698 | 7.7 | 600 | 129155 | 7.3 | 730 | 12438 | 0.0 | 860 | 3515 | 0.0 | 990 | 4172 | 0.0 |
| 475 | 5328 | 6.7 | 605 | 128057 | 5.0 | 735 | 11255 | 0.0 | 865 | 3600 | 0.0 | 995 | 3177 | 0.0 |
| 480 | 5081 | 6.9 | 610 | 126031 | 3.4 | 740 | 9951 | 0.0 | 870 | 3609 | 0.0 | 1000 | 3241 | 0.0 |
| 485 | 5579 | 8.1 | 615 | 123059 | 2.3 | 745 | 8870 | 0.0 | 875 | 3208 | 0.0 | | | |

REPORT NUMBER: SP1-1908-441-1-R4

TM-30-18

Summary

$R_f = 69.9$
 $R_g = 98.3$
 $CIE R_a = 71.5$
 $R_9 = -16.1$



Color Vector Graphics



REPORT NUMBER: SP1-1908-441-1-R4

TM-30-18

Individual Sample Fidelity Index ($R_{f,i}$)

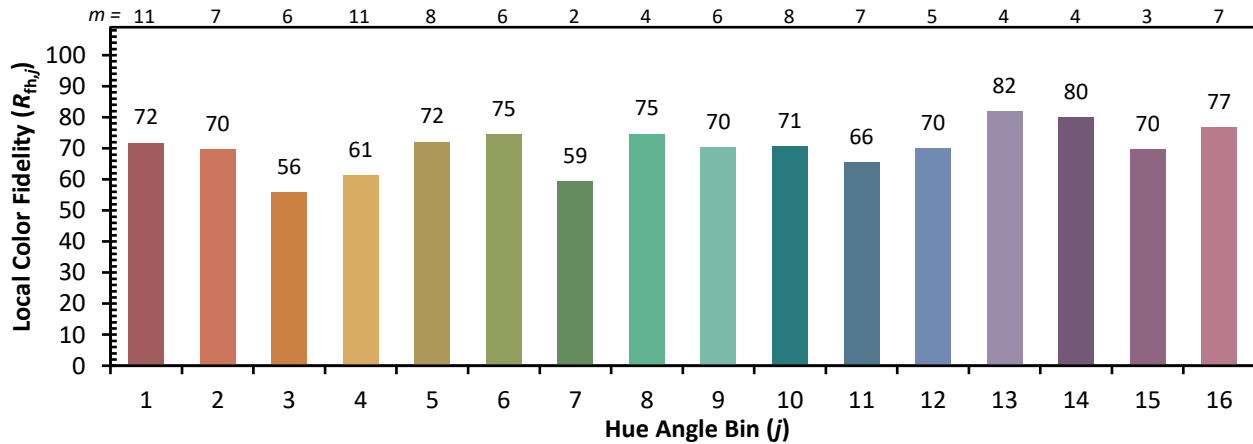
| | | | |
|------------|------------|------------|------------|
| CES01 = 86 | CES26 = 54 | CES51 = 77 | CES76 = 48 |
| CES02 = 63 | CES27 = 74 | CES52 = 80 | CES77 = 75 |
| CES03 = 31 | CES28 = 80 | CES53 = 66 | CES78 = 56 |
| CES04 = 71 | CES29 = 44 | CES54 = 77 | CES79 = 81 |
| CES05 = 50 | CES30 = 46 | CES55 = 74 | CES80 = 80 |
| CES06 = 52 | CES31 = 50 | CES56 = 63 | CES81 = 73 |
| CES07 = 42 | CES32 = 49 | CES57 = 60 | CES82 = 91 |
| CES08 = 41 | CES33 = 53 | CES58 = 63 | CES83 = 84 |
| CES09 = 29 | CES34 = 66 | CES59 = 85 | CES84 = 90 |
| CES10 = 77 | CES35 = 82 | CES60 = 89 | CES85 = 87 |
| CES11 = 60 | CES36 = 78 | CES61 = 85 | CES86 = 65 |
| CES12 = 66 | CES37 = 75 | CES62 = 69 | CES87 = 78 |
| CES13 = 43 | CES38 = 53 | CES63 = 68 | CES88 = 73 |
| CES14 = 74 | CES39 = 91 | CES64 = 68 | CES89 = 68 |
| CES15 = 71 | CES40 = 85 | CES65 = 65 | CES90 = 68 |
| CES16 = 48 | CES41 = 76 | CES66 = 62 | CES91 = 91 |
| CES17 = 50 | CES42 = 76 | CES67 = 60 | CES92 = 71 |
| CES18 = 57 | CES43 = 65 | CES68 = 68 | CES93 = 82 |
| CES19 = 73 | CES44 = 98 | CES69 = 77 | CES94 = 57 |
| CES20 = 67 | CES45 = 75 | CES70 = 60 | CES95 = 78 |
| CES21 = 88 | CES46 = 70 | CES71 = 57 | CES96 = 80 |
| CES22 = 80 | CES47 = 63 | CES72 = 86 | CES97 = 79 |
| CES23 = 92 | CES48 = 51 | CES73 = 52 | CES98 = 71 |
| CES24 = 91 | CES49 = 68 | CES74 = 90 | CES99 = 64 |
| CES25 = 73 | CES50 = 77 | CES75 = 58 | |



REPORT NUMBER: SP1-1908-441-1-R4

TM-30-18

Color Rendition by Hue-Angle Bin



REPORT NUMBER: SP1-1908-441-1-R4

TM-30-18

Measure Comparisons



(END OF REPORT)